



# ALEXANDRA LYNG

## SIZE GUIDE // RINGS

Ring sizing is tricky! We created this guide to help but we highly recommend going to a local jeweler and getting sized in person. If you have any question please email [hello@alexandralyng.com](mailto:hello@alexandralyng.com) before purchasing.

[www.alexandralyng.com](http://www.alexandralyng.com)

### METHOD 1

Print this page in A4 paper size - it is important to print this to scale.

Place a ring that fits comfortably against the circles.

When the circle and the inner ring diameter matches, you have found your best ring size.

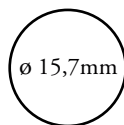
### METHOD 2

Measure your finger by wrapping a measuring tape around it. Alternatively, use a piece of string, mark it and measure it with a ruler. Match your measurement to the chart below for best ring size.

### OTHER TIPS

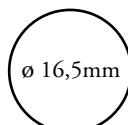
- Our ring sizes generally runs from size 52 / 5 (EU / US) to size 56 / 7 (EU / US).
- If you hesitate between two sizes always go with the larger one.
- To be extra sure that this page is printed to scale place your ruler against our ruler below and it should match.

SIZE 52 / 10 / 5



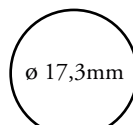
∅ 15,7mm

SIZE 54 / 12 / 6



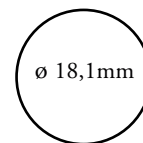
∅ 16,5mm

SIZE 56 / 14 / 7



∅ 17,3mm


SIZE 58 / 16 / 8



∅ 18,1mm

∅ = Inside diameter

SIZE EU / ESP / US



Questions ? Email [hello@alexandralyng.com](mailto:hello@alexandralyng.com)